


Diffusion Plates

Overview

The Warmup Diffusion Plates are press-formed heat-diffusing aluminium plates. They are lightweight and easy to install, creating a responsive, efficient underfloor heating system with an even heat distribution.

The diffusion plates are suitable for use with the Econna and Tectora systems. The thinnest aluminium plate is 0.5mm thick and can be fixed to the joists using a heavy-duty staple gun or screwed down.



Technical Specifications

DIFFUSION PLATES - TECHNICAL SPECIFICATION			
CODE	DIMENSIONS	THICKNESS	PIPE SIZE
WHS-TE-ALUDP1 (Twin groove plate)	390 x 1000mm	0.5mm	16mm pipe
WHS-TE-ALUDP2 (Twin groove plate)	390 x 1000mm	0.6mm	16mm pipe
WHS-TE-ALUDP3 (Twin groove plate)	390 x 1000mm	0.7mm	16mm pipe
WHS-TE-ALUDP4 (Single groove plate)	190 x 1000mm	0.6mm	16mm pipe
WHS-TE-ALUDP5 (Single groove plate)	190 x 1000mm	0.7mm	16mm pipe
WHS-TE-ALUDP6 (Twin groove plate)	350 x 1200mm	0.5mm	16mm pipe
WHS-EC-PLT16 (Single groove plate)	190 x 1150mm	0.5mm	16mm pipe



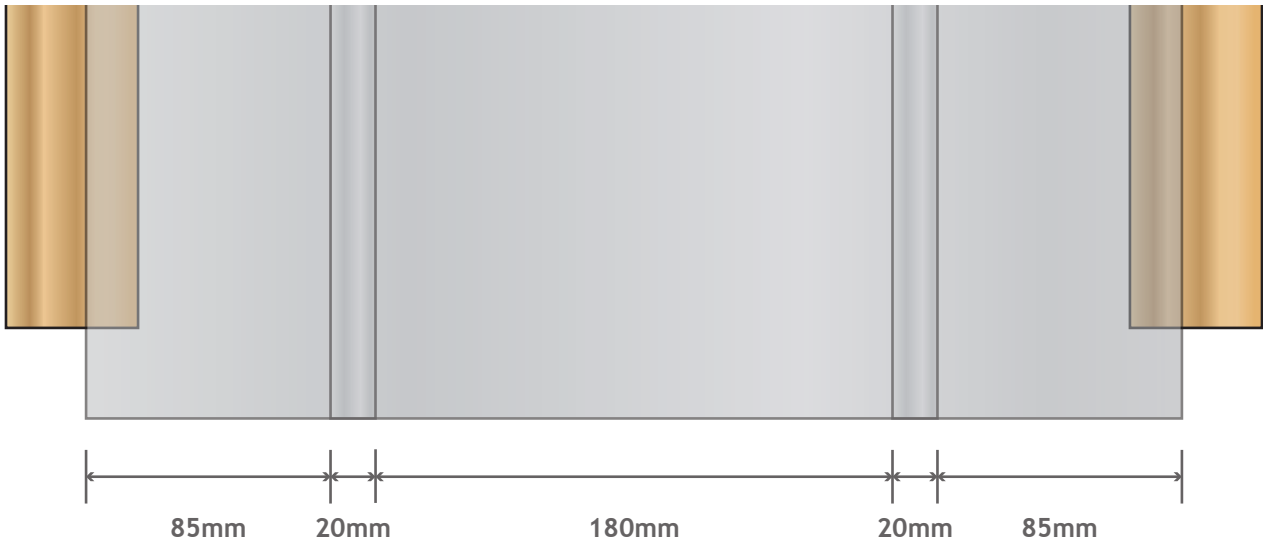
Hydronic
Heating System

0345 345 2288

uk@warmup.com
www.warmup.co.uk

Warmup[®]


The world's best-selling floor heating brand™



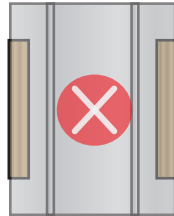
Diffuser plates at standard widths

47mm Joists

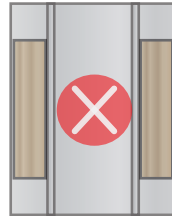
75mm Joists



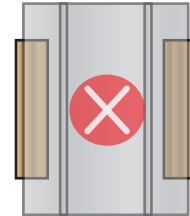
Diffuser Plate
390mm
Joist Spacing
300mm (c-c)



Diffuser Plate
390mm
Joist Spacing
350mm (c-c)



Diffuser Plate
390mm
Joist Spacing
300mm (c-c)




Diffuser Plate
390mm
Joist Spacing
350mm (c-c)

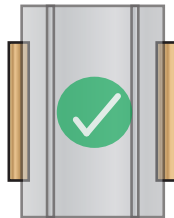
Diffuser plates at trimmed widths

47mm Joists

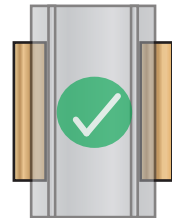
75mm Joists



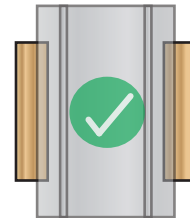
Diffuser Plate
290mm
Joist Spacing
300mm (c-c)



Diffuser Plate
340mm
Joist Spacing
350mm (c-c)



Diffuser Plate
290mm
Joist Spacing
300mm (c-c)




Diffuser Plate
340mm
Joist Spacing
350mm (c-c)

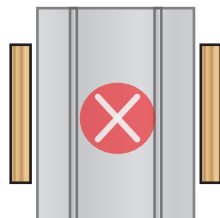
Diffuser plates at standard widths

47mm Joists

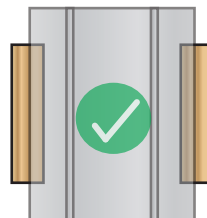
75mm Joists



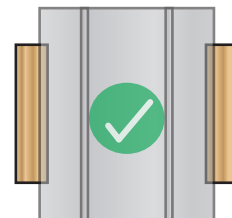
Diffuser Plate
390mm
Joist Spacing
400mm (c-c)



Diffuser Plate
390mm
Joist Spacing
450mm (c-c)



Diffuser Plate
390mm
Joist Spacing
400mm (c-c)



Diffuser Plate
390mm
Joist Spacing
450mm (c-c)

Note: If using a saw to trim the diffuser plates, ensure the diffuser plates are fully supported to prevent damage. Always ensure there is a minimum of 5mm expansion gap on all sides between diffuser plates, where fixed to the joists.